

## General information

PWS31120250821

The DAT 1400 Analog + Profibus DP weight transmitter has a mechanical keyboard, removable screw terminal blocks and a peak hold function for dynamic measures. It has the ability to integrate different options based on customer needs. For example, among future options there is the analog input which can be in tension or electrical and the RS485 connection to external smart junction box. The Software Optimization is given for free. This Software allows you to run certain activities such as calibration or monitoring directly from your computer. The Optimization software is provided by Pavone Systems and guarantees a perfect instrument run.



Software Optimization 1.8.29: [optimization\\_weighing\\_software.zip](#)

Technical Manual: [dat-1400\\_technical\\_manual.pdf](#)

Profibus GSD file (HMS): [profibus\\_hms\\_gsd.zip](#)

Fieldbus GSD file (HILX90): [fieldbus\\_hil\\_x90\\_gsd.zip](#)

All indicated data may be changed without notice.  
All the measures indicated are expressed in millimeters (mm).

## Technical specifications

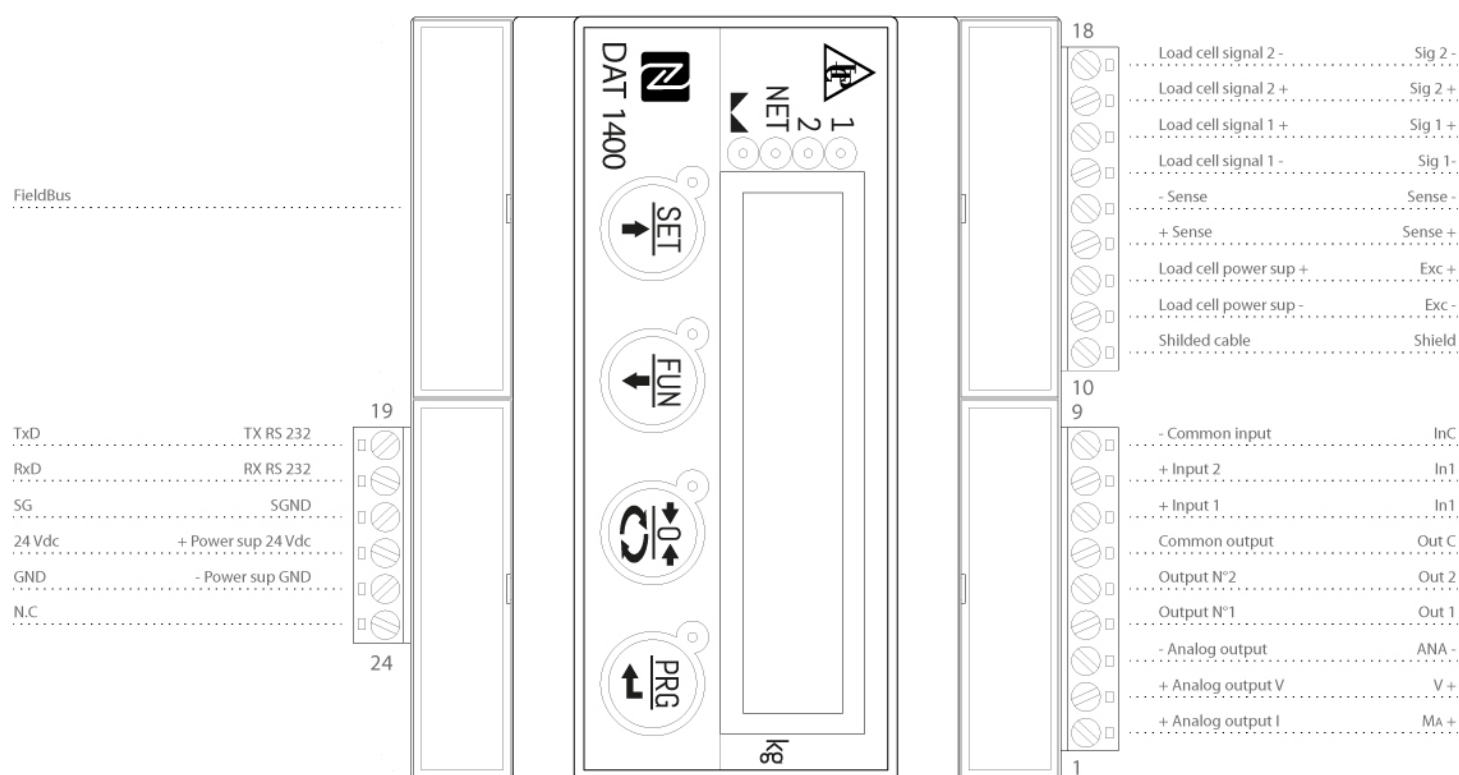
PWS31120250821

<b>Legal for Trade:</b>	certification available on request
<b>Measuring range:</b>	-3.9 ÷ +3.9 mV/V
<b>Input sensitivity:</b>	0.02 µV/count
<b>Full scale non-Linearity:</b>	<0.01%
<b>Gain drift:</b>	< 0.001% FS/°C
<b>Display:</b>	6 digit, 7-segment LED red, height 14mm
<b>A/D Converter:</b>	24 bit
<b>Internal Resolution:</b>	> di 16.000.000 points
<b>Frequency signal acquisition:</b>	12 ÷ 1000 Hz
<b>Visible resolution (in divisions):</b>	999999
<b>Divisions value (adjustable):</b>	x1, x2, x5, x10, x20, x50
<b>Decimal figures range:</b>	0 ÷ 4
<b>Temperature range:</b>	-10 ÷ +50°C (max umidity 85% without condensation)
<b>Storage temperature:</b>	-20 ÷ +70°C
<b>Filter:</b>	0.5 ÷ 1000 Hz
<b>Excitation voltage:</b>	5 Vdc (max 8 -350 Ohm- load cells)
<b>Logic output:</b>	2 optoisolated outputs; max 24 Vdc/100 mA each
<b>Logic inputs:</b>	2 optoisolated inputs 24 Vdc PNP (external power supply)
<b>Serial port:</b>	1 USB device + 1 RS232C + 1 RS485/Fieldbus; ASCII or Modbus RTU protocol
<b>Analog output Non-Linearity:</b>	< 0,02%
<b>Temperature drift analog output:</b>	0,001% FS / °C
<b>Power supply:</b>	12 ÷ 24 Vdc ±15% - power consumption 5 W
<b>Microcontroller:</b>	ARM Cortex M0 + 32 bit 256KB Flash reprogrammable onboard via USB
<b>Data storage:</b>	64 Kbytes expandable up to 1024 Kbytes (optional)
<b>Regulatory compliance:</b>	EN61000-6-2, EN61000-6-3 for EMC; EN61010-1 for Electrical Safety

All indicated data may be changed without notice.  
All the measures indicated are expressed in millimeters (mm).

# Weight Transmitter **DAT 1400 Analog + Profibus DP**

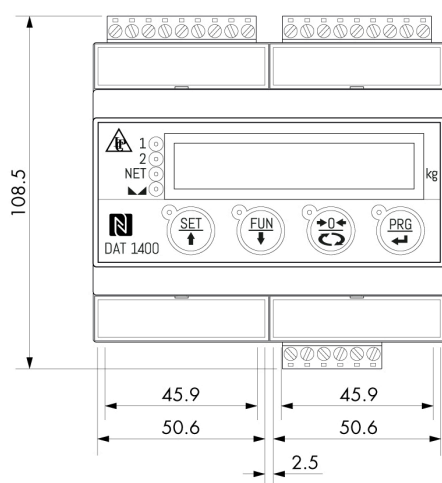
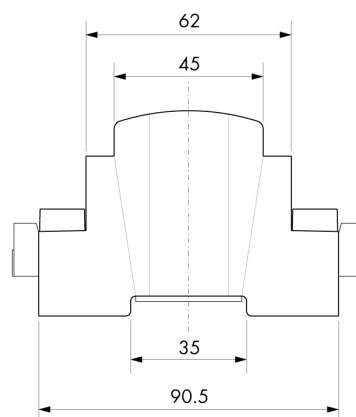
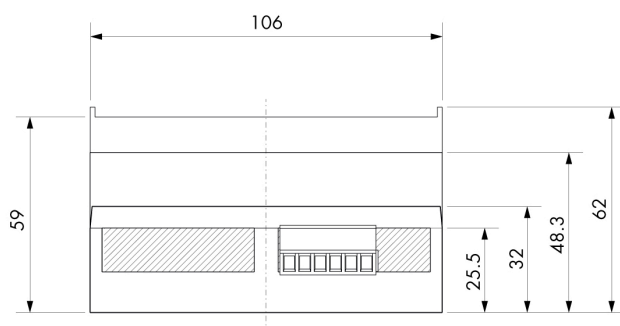
available with certification • UL • EAC • OIML



All indicated data may be changed without notice.  
All the measures indicated are expressed in millimeters (mm).

# Weight Transmitter **DAT 1400 Analog + Profibus DP**

available with certification • UL • EAC • OIML



RS 485/Modbus



Ethernet



Serial communication interface

Ethercat

Ethernet/IP

PROFINET

All indicated data may be changed without notice.  
All the measures indicated are expressed in millimeters (mm).