

General information

PWS31020260215

The DAT 1400 Analog + Canopen weight transmitter has a mechanical keyboard, removable screw terminal blocks and a peak hold function for dynamic measures. It has the ability to integrate different options based on customer needs. For example, among future options there is the analog input which can be in tension or electrical and the RS485 connection to external smart junction box. The Software Optimization is given for free. This Software allows you to run certain activities such as calibration or monitoring directly from your computer. The Optimization software is provided by Pavone Systems and guarantees a perfect instrument run.



Software Optimization 1.11.22: [optimization_weighing_software.zip](#)

Technical Manual: [dat-1400_technical_manual.pdf](#)

CANopen EDS file (0300): [canopen_0300_eds.zip](#)

All indicated data may be changed without notice.
All the measures indicated are expressed in millimeters (mm).

Technical specifications

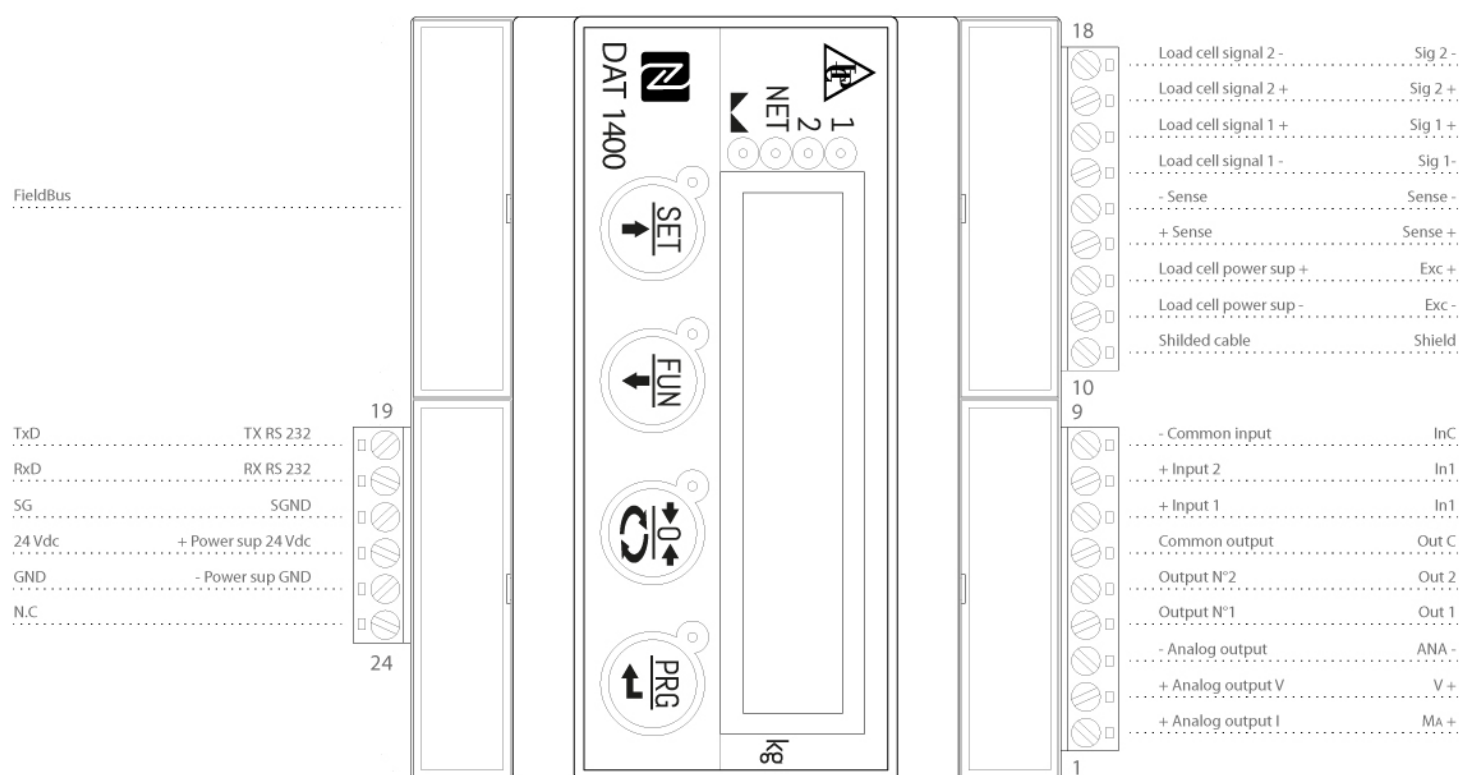
PWS31020260215

Legal for Trade:	certification available on request
Measuring range:	-3.9 ÷ +3.9 mV/V
Input sensitivity:	0.02 µV/count
Full scale non-Linearity:	<0.01%
Gain drift:	< 0.001% FS/°C
Display:	6 digit, 7-segment LED red, height 14mm
A/D Converter:	24 bit
Internal Resolution:	> di 16.000.000 points
Frequency signal acquisition:	12 ÷ 1000 Hz
Visible resolution (in divisions):	999999
Divisions value (adjustable):	x1, x2, x5, x10, x20, x50
Decimal figures range:	0 ÷ 4
Temperature range:	-10 ÷ +50°C (max umidity 85% without condensation)
Storage temperature:	-20 ÷ +70°C
Filter:	0.5 ÷ 1000 Hz
Excitation voltage:	5 Vdc (max 8 -350 Ohm- load cells)
Logic output:	2 optoisolated outputs; max 24 Vdc/100 mA each
Logic inputs:	2 optoisolated inputs 24 Vdc PNP (external power supply)
Serial port:	1 USB device + 1 RS232C + 1 RS485/Fieldbus; ASCII or Modbus RTU protocol
Analog output Non-Linearity:	< 0,02%
Temperature drift analog output:	0,001% FS / °C
Power supply:	12 ÷ 24 Vdc ±15% - power consumption 5 W
Microcontroller:	ARM Cortex M0 + 32 bit 256KB Flash reprogrammable onboard via USB
Data storage:	64 Kbytes expandable up to 1024 Kbytes (optional)
Regulatory compliance:	EN61000-6-2, EN61000-6-3 for EMC; EN61010-1 for Electrical Safety

All indicated data may be changed without notice.
All the measures indicated are expressed in millimeters (mm).

Weight Transmitter DAT 1400 Analog + CANopen

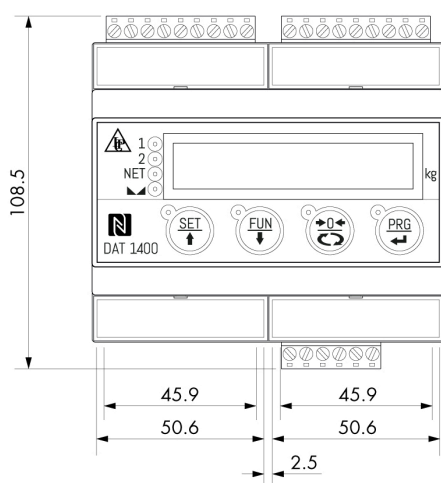
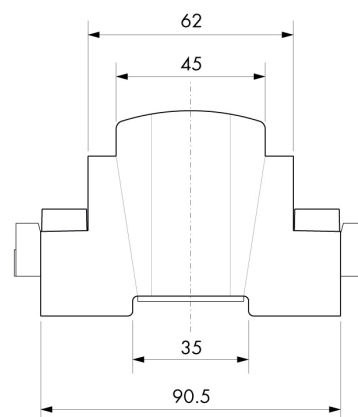
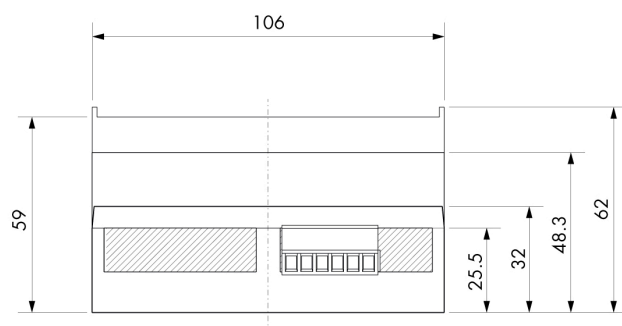
available with certification • UL • EAC • OIML



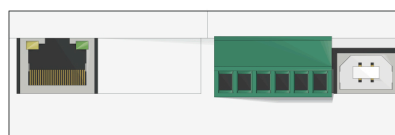
All indicated data may be changed without notice.
All the measures indicated are expressed in millimeters (mm).

Weight Transmitter DAT 1400 Analog + CANopen


available with certification • UL • EAC • OIML



RS 485/Modbus



Ethernet



Serial communication interface

Ethercat

Ethernet/IP

PROFINET

All indicated data may be changed without notice.
All the measures indicated are expressed in millimeters (mm).