


General information

PWS36020260509

Among the weight transmitters, DAT 11 Ethernet IP is the fastest to receive, convert and transmit data thanks to a more performing A/D converter. Thanks to its small size and compact design, the DAT 11 Ethernet IP weight transmitter can be inserted in any work environment without taking up too much space. DAT 11 Ethernet IP is a customizable product that has a mechanical keyboard with a programmable key block from which it is possible to manually set the weight filter with predetermined values or with individually adjustable parameters. The DAT 11 Ethernet IP weight transmitter features removable screw terminal blocks, selectable logic input function, voltage or current analog input, unipolar or bipolar analog output, RS485 junction box connection and peak hold function for dynamic measurements. DAT 11 Ethernet IP is a product in step with the times. It complies with EN45501, and the Fieldbus data are updated to 125Hz. Compared to traditional weight transmitters, DAT 11 Ethernet IP contains a USB port which allows the firmware update, the connection to the Optimization software and the connection to TESTER 1008, which facilitates calibration and troubleshooting. DAT 11 Ethernet IP is able to perform various calibrations: "Dead Weight", "Theoretical" and "Data Sheet". In addition, it presents the linearization of the weight calibration on 5 points. Developed specifically by Pavone Weighing Systems and installed free of charge in the weighing instrument, the Optimization software allows you to simplify and perform various operations such as configuring the instrument and correctly and safely saving data through the DATALOGGER function.

Software Optimization 1.11.22: [optimization_weighing_software.zip](#)Technical Manual: [dat-11_technical_manual.pdf](#)Ethernet IP EDS file (NIC50): [ethernet_ip_nic50_eds.zip](#)Ethernet IP EDS file (NETX90): [ethernet_ip_netx90_eds.zip](#)


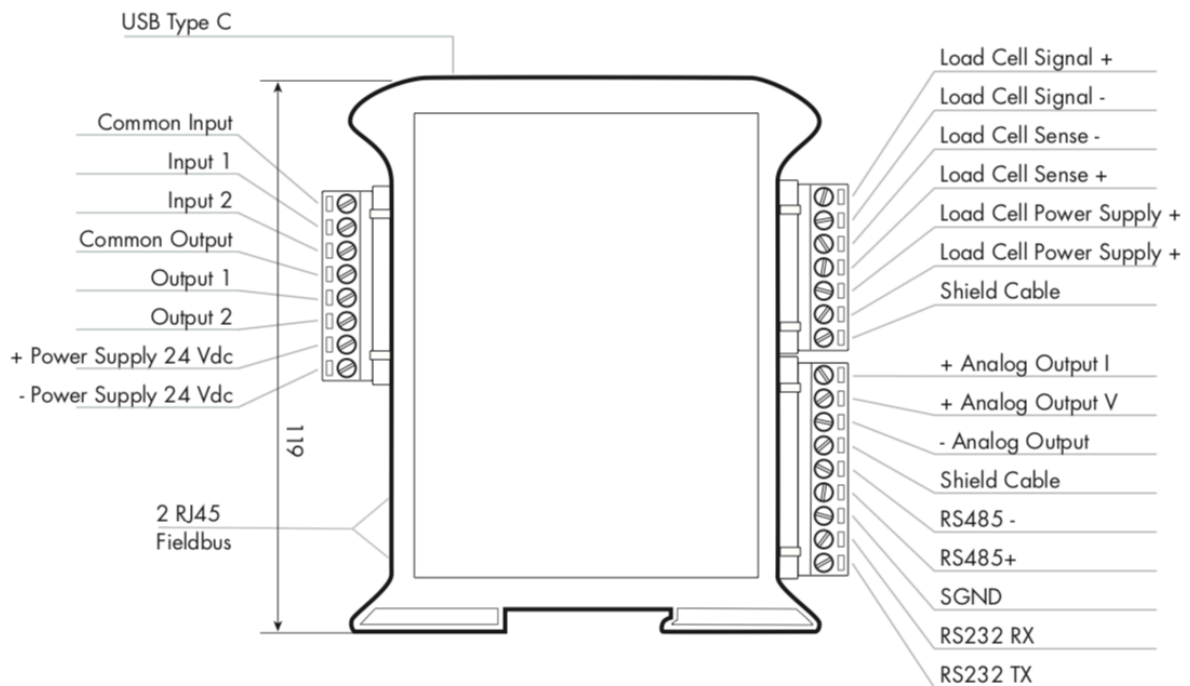
All indicated data may be changed without notice.
All the measures indicated are expressed in millimeters (mm).

Technical specifications

PWS36020260509

Measuring range:	-7.6 ÷ +7.6 mV/V
Input sensitivity:	0.02 µV/count
Full scale non-Linearity:	<0.01%
Gain drift:	0,001% FS/°C
Display:	6 digit, 7-segment LED red, height 8mm
A/D Converter:	24 bit
Internal Resolution:	> di 16.000.000 points
Visible resolution (in divisions):	999999
Divisions value (adjustable):	x1, x2, x5, x10, x20, x50
Decimal figures range:	0 ÷ 4
Temperature range:	-10 ÷ +50°C (max umidity 85% without condensation)
Storage temperature:	-20 ÷ +60°C
Filter:	0.1 ÷ 250 Hz
Excitation voltage:	4 Vdc (max 4 -350 Ohm- load cells)
Logic output:	2 optoisolated outputs; max 24 Vdc/100 mA each
Logic inputs:	2 optoisolated inputs 24 Vdc PNP (external power supply)
Serial port:	1 USB-C device + 1 RS232C with ASCII or Modbus RTU protocol + 1 Ethernet IP
Analog output Non-Linearity:	<0.03%
Temperature drift analog output:	0,002% FS/°C
Power supply:	24 Vdc ±10% - power consumption 5 W
Microcontroller:	ARM Cortex M0 + 32 bit 256KB Flash reprogrammable onboard via USB
Data storage:	32 Kbytes expandable up to 1024 Kbytes (optional)
Regulatory compliance:	EN61000-6-2, EN61000-6-3, EN61326-1 for EMC, EN61010-1 for Electrical Safety
Fieldbus:	Ethernet IP

All indicated data may be changed without notice.
All the measures indicated are expressed in millimeters (mm).



All indicated data may be changed without notice.
 All the measures indicated are expressed in millimeters (mm).