

General information

PWS40720260613

DAT S 1400 is a stainless steel weighing instrument. High quality, 100% customizable. Configuration and calibration can be done both from the front panel and from the serial port. Inspired by DAT 1400 and keeping unchanged all the features and functions of the aforementioned; DAT-S version can be considered as a valid tool for weighing and production activities. Including peak hold function for dynamic measurements and many other options that adapt to customer needs.



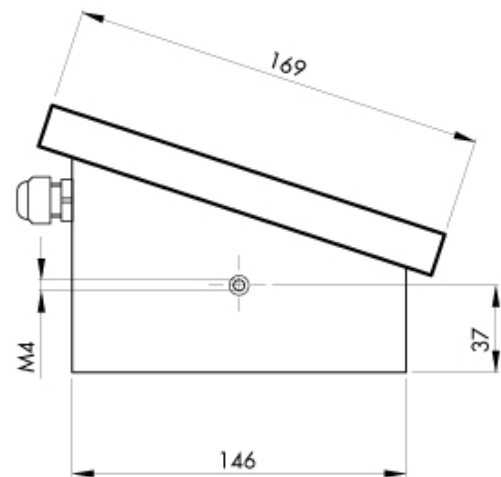
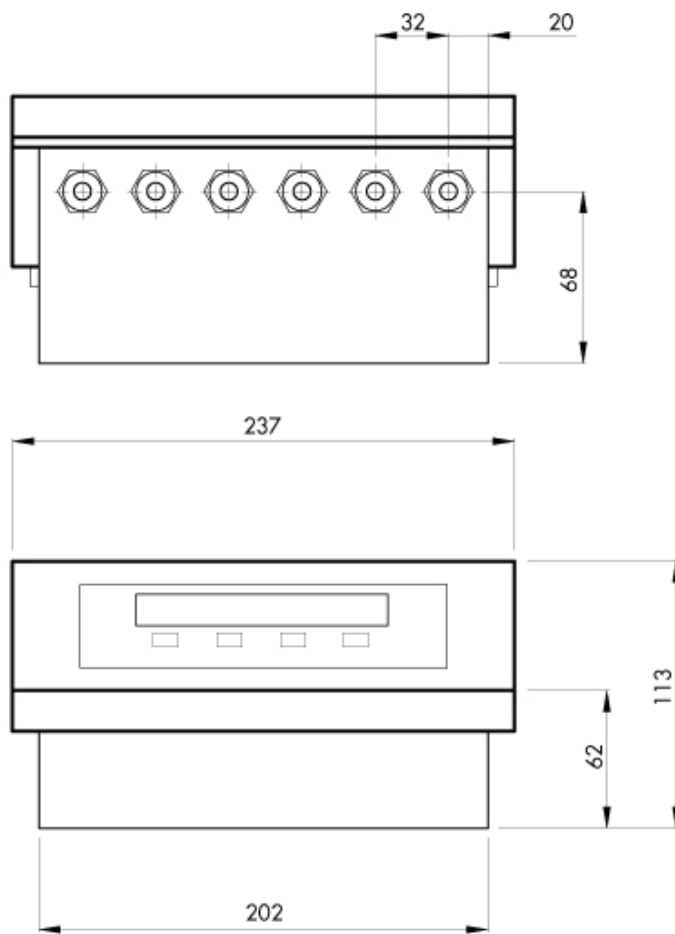
All indicated data may be changed without notice.
All the measures indicated are expressed in millimeters (mm).

Technical specifications

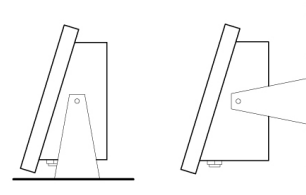
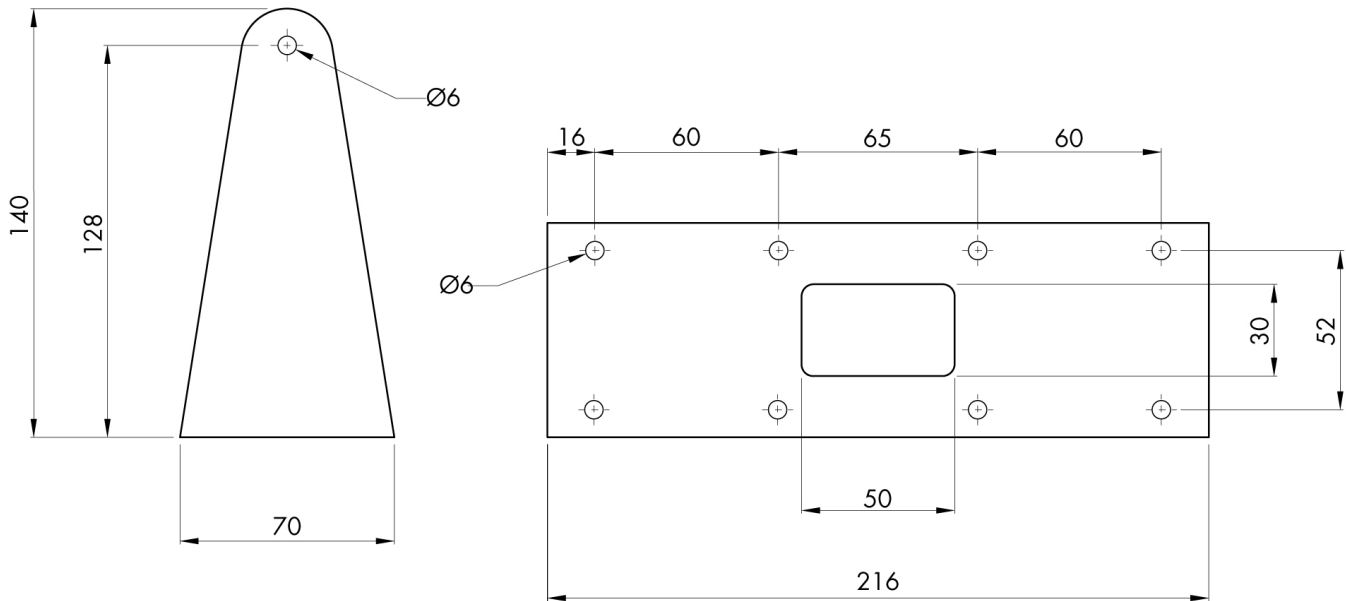
PWS40720260613

| | |
|---|--|
| Legal for Trade: | certification available on request |
| Measuring range: | -3.9 ÷ +3.9 mV/V |
| Input sensitivity: | 0.02 µV/count |
| Full scale non-Linearity: | <0.01% |
| Gain drift: | < 0.001% FS/°C |
| Display: | 6 digit, 7-segment LED red, height 14mm |
| A/D Converter: | 24 bit |
| Internal Resolution: | > di 16.000.000 points |
| Frequency signal acquisition: | 12 ÷ 1000 Hz |
| Visible resolution (in divisions): | 999999 |
| Divisions value (adjustable): | x1, x2, x5, x10, x20, x50 |
| Decimal figures range: | 0 ÷ 4 |
| Temperature range: | -10 ÷ +50°C (max umidity 85% without condensation) |
| Storage temperature: | -20 ÷ +70°C |
| Filter: | 0.5 ÷ 1000 Hz |
| Excitation voltage: | 5 Vdc (max 8 -350 Ohm- load cells) |
| Logic output: | 2 optoisolated outputs; max 24 Vdc/100 mA each |
| Logic inputs: | 2 optoisolated inputs 24 Vdc PNP (external power supply) |
| Serial port: | 1 USB device + 1 RS232C + 1 RS485/Fieldbus; ASCII or Modbus RTU protocol |
| Analog output Non-Linearity: | < 0,02% |
| Temperature drift analog output: | 0,001% FS / °C |
| Power supply: | 12 ÷ 24 Vdc ±15% - power consumption 5 W |
| Microcontroller: | ARM Cortex M0 + 32 bit 256KB Flash reprogrammable onboard via USB |
| Data storage: | 64 Kbytes expandable up to 1024 Kbytes (optional) |
| Regulatory compliance: | EN61000-6-2, EN61000-6-3 for EMC; EN61010-1 for Electrical Safety |

All indicated data may be changed without notice.
All the measures indicated are expressed in millimeters (mm).



All indicated data may be changed without notice.
 All the measures indicated are expressed in millimeters (mm).



All indicated data may be changed without notice.
 All the measures indicated are expressed in millimeters (mm).